



Tech.forum

Online-Virtual Expo | Expert Panels | Live Session | Networking Area for Companies

How to setup your account?

1. How to setup your account?

[Homepage](#) | [Dashboard](#) | [Event Calendar](#) | [Settings](#)

[Login or Register](#)

Click

You can **Connect to Businesses,**
on Tech.forum



1. How to setup your account?

The image shows a screenshot of the Tech.forum login page. The page has a dark background with a purple login form in the center. The form is titled "LOGIN" and "Tech.forum Networking Platform". It contains input fields for "Login with your email" and "Password", a "Remember me" checkbox, a "LOGIN" button, a "Forgot your password?" link, and a "Login with LinkedIn" button. There is also a "Register for free" button at the bottom right. Two callout boxes are present: one pointing to the "LOGIN" button with the text "1. Fill your login information", and another pointing to the "Login with LinkedIn" button with the text "Or Login with LinkedIn".

Homepage Dashboard Event Calendar Register

LOGIN

Tech.forum Networking Platform

Login with your email


Password

Remember me

LOGIN

🔑 Forgot your password?

or you can

 Login with LinkedIn

to Tech.forum? Register for free >

1. Fill your login information

Or Login with LinkedIn

1. How to setup your account?

2. Click on Settings

The screenshot shows a user interface for account settings. At the top, there is a navigation bar with links for 'Homepage', 'Dashboard', 'Event Calendar', and 'Settings' (which is highlighted in purple). To the right of the navigation bar are links for 'Internal Calls', 'Messages', and 'Logout'. Below the navigation bar, the main content area is titled 'WELCOME TO EUTEC' and 'USER SETTINGS' for the user 'gulzar.ahmed@eutec.org'. A callout box labeled 'User Information' points to the 'Edit User Information' button. The 'Edit User Information' button is one of six purple buttons arranged in a 2x3 grid. The other buttons are 'Set New Password', 'Upload Profile Picture', 'Upload Company Logo', 'Edit Company Information', and 'Manage Alliances'. At the bottom of the settings page, there is a green button labeled 'Free Advocate Trial' with a plus sign icon. The text 'Would you like to try our Advocate Features?' is positioned above this button.

Homepage | Dashboard | Event Calendar | **Settings** | Internal Calls | Messages | Logout

gulzar.ahmed@eutec.org

WELCOME TO EUTEC

USER SETTINGS

gulzar.ahmed@eutec.org

Your Access: **Admin User**

Set New Password | Upload Profile Picture | Upload Company Logo

Edit User Information | Edit Company Information | Manage Alliances

Would you like to try our Advocate Features?

Free Advocate Trial

1. How to setup your account?

Homepage | Dashboard | Event Calendar | Settings

Internal Calls | Messages | Logout

Howdy, |



WELCOME TO TECH.FORUM
EDIT USER INFORMATION



**3. Fill your
Information**

First Name*

Gulzar

Last Name*

Ahmed

Country of Residence / Operation*

Pakistan

About*

Save Changes

max. 300 characters

Save changes

1. How to setup your account?

Homepage | Dashboard | Event Calendar | **Settings**

Internal Calls | Messages | Logout

WELCOME TO TECH.FORUM
USER SETTINGS
gulzar.ahmed@eutec.org

Your Access: **Admin User**

Set New Password

Upload Profile Picture

Company Information

Edit User Information

Edit Company Information

Manage Alliances

Would you like to try our Advocate Features?

Free Advocate Trial

1. How to setup your account?

4. Fill your
company
Information

Company Name*

My Personal Company Booth

Position in Company*

Company Slogan

Company Website

company.com

Company Overview

Details

I am company

Company Size*

Please select company size

Headquarters*

Please select where your c

Industry of Expertise

Add New Industry Expertise

Save Changes


Save changes

1. How to setup your account?


The image shows a user interface for 'Tech.Forum' in the 'Settings' section. The navigation bar at the top includes 'Homepage', 'Dashboard', 'Event Calendar', and 'Settings' (highlighted in purple). On the right, there are links for 'Internal Calls' and 'Messages'. A callout box with a purple border points to a purple button labeled 'Upload Company Logo' in the settings grid.

Homepage | Dashboard | Event Calendar | **Settings** | Internal Calls | Messages

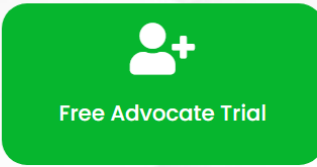
Upload Company Logo



WELCOME TO TECH.FORUM
USER SETTINGS
gulzar.ahmed@eutec.org

Your Access:  Admin User

- Set New Password
- Upload Profile Picture
- Upload Company Logo**
- Edit User Information
- Edit Company Information
- Manage Alliances

Would you like to try our Advocate Features?


1. How to setup your account?



WELCOME TO TECH.FORUM
UPLOAD COMPANY LOGO



**5. Upload
company logo**

Company Logo*

Choose File

Maximum file size: 2 MB

Maximum 2 MB

Upload Company Logo

Save Changes

Your Account Information is Updated.