



# Tech.forum

Online-Virtual Expo | Expert Panels | Live Session | Networking Area for Companies

How to become a Trial Advocate?

# INDEX

- 1. How to become a trial advocate?**
- 2. Past Events**
- 3. Member Database**
- 4. Join Networking Meetings**
- 5. Speaker Database**

# 1. How to become a Trial Advocate.

[Homepage](#) | [Dashboard](#) | [Event Calendar](#) | [Settings](#)

[Login or Register](#)

Click

You can **Connect to Businesses,**  
on Tech.forum



# 1. How to become a Trial Advocate.

The image shows a screenshot of the Tech.forum login page. The page has a dark background with a purple login form in the center. The form is titled "LOGIN" and "Tech.forum Networking Platform". It contains fields for "Login with your email" and "Password", a "Remember me" checkbox, a "LOGIN" button, a "Forgot your password?" link, and a "Login with LinkedIn" button. There is also a "Register for free" button at the bottom right. Two callout boxes are present: one pointing to the email field with the text "1. Fill your login information" and another pointing to the LinkedIn button with the text "Or Login with LinkedIn".

Homepage | Dashboard | Event Calendar | Register

## LOGIN

Tech.forum Networking Platform

Login with your email


Password

Remember me

LOGIN

🔑 Forgot your password?

or you can

 Login with LinkedIn

to Tech.forum? Register for free >

**1. Fill your login information**

**Or Login with LinkedIn**

# 1. How to become a Trial Advocate.

2. Click on Dashboard

The screenshot shows a web dashboard interface. At the top right, there is a user profile icon and the text "Howdy, quiza". Below this is a navigation bar with links for "Homepage", "Dashboard" (highlighted in purple), "Event Calendar", and "Settings". To the right of these links are icons for "Internal Calls", "Messages", and "Logout". Below the navigation bar is a secondary menu with icons and labels for "User & Company", "Events & Registrations", "Alliances", and "Database". On the far right of this menu is a purple button labeled "MANAGER AREA" with a lightning bolt icon. The main content area features three cards. The first card is titled "YOUR REGISTRATIONS" and contains text about upcoming events. The second card is purple and titled "All Registrations" with a pencil icon. The third card is green and titled "Free Advocate Trial" with a thumbs-up icon. A speech bubble points to the "Free Advocate Trial" card with the text "3. Free Advocate Trial Period".

Homepage | **Dashboard** | Event Calendar | Settings

Internal Calls | Messages | Logout

User & Company | Events & Registrations | Alliances | Database

**MANAGER AREA**

**YOUR REGISTRATIONS**

Upcoming events you have registered for, click on Attend Event to take part!

You have not registered to attend any upcoming event. Please register to attend a future event.

**All Registrations**

List of all events you have registered for and links to attend event.







**Free Advocate Trial**

14 days with all Advocate benefits & networking features





3. Free Advocate Trial Period

## 2. Past Events

Past Events

 <b>All Registrations</b> List of all events you have registered for and links to attend event.	 <b>Need help?</b>
 <b>Past Event Rec.</b> Recordings of all Past Webinars along with Speaker info.	 <b>Become a Speaker</b> Click here to gain speaker access.
 <b>Speaker Database</b> Database of all speaker members.	 <b>All Requests</b> All your requests to speak at Webinars.

# 3. User Database

 <p><b>Alliance Managers</b></p> <p>List of all the Alliance Managers &amp; their profile. You can book meetings &amp; Connect.</p>	 <p><b>Manage my Doc.</b></p> <p>Upload new documents for your public profile and manage them.</p>
 <p><b>Doc. Database</b></p> <p>Database of all User Documents, explore all the updates &amp; information.</p>	 <p><b>Member Database</b></p> <p>Member Database, basic users, speakers, advocate members and</p>
 <p><b>EUTECH Publications</b></p> <p>EUTECH Publications, read the updates such as Whitepapers, Position Papers, V4F Magazine and much more...</p>	 <p><b>Advocate V-Booths</b></p> <p>Visit the Virtual Booths of Advocate Members and explore the companies, book meetings and much more.</p>

**Member Database**

# 4. Join Networking Meetings



## Doc. Database

Database of all User Documents, explore all the updates & information.



## Member Database

Member Database, basic users, speakers, advocate members and



## EUTECH Publications

EUTECH Publications, read the updates such as Whitepapers, Position Papers, V4F Magazine and much more...



## Advocate V-Booths





Visit the Virtual Booths of Advocate Members and explore the companies, book meetings and much more...

**Join networking meetings**



# 5. Speaker Database

**Speaker Database**

 <b>Past Event Rec.</b> Recordings of all Past Webinars along with Speaker info.	 <b>Become a Speaker</b> Click here to gain speaker access.
 <b>Speaker Database</b> Database of all speaker members.	 <b>All Requests</b> All your requests to speak at Webinars.